

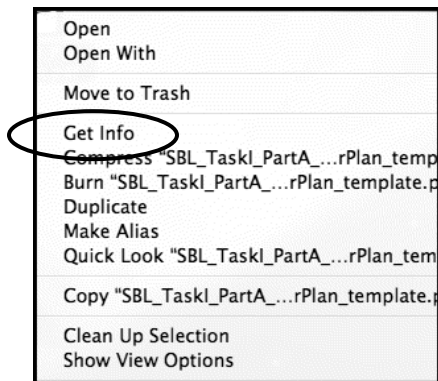
## Tips for Mac Users

This document provides hints and tips for Mac users.

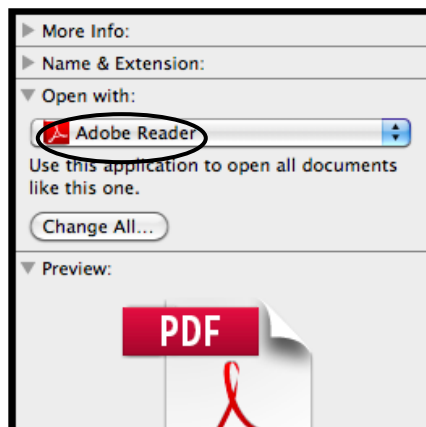
### Optional: Changing Your Default PDF Reader

**If you are working on your own computer** and wish to change your default PDF reader setting to Adobe Reader, follow these steps:

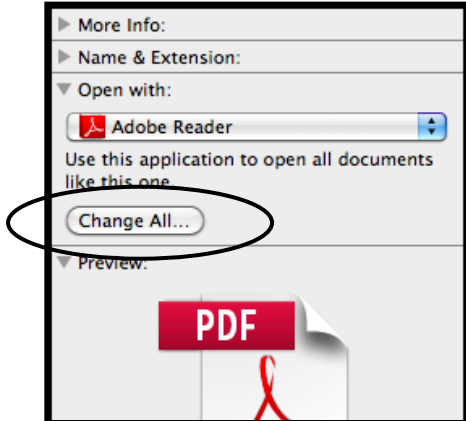
1. Right-click (or CTRL+click) any PDF file. Do not open the file.
2. On the new menu, click "Get Info."



3. Under "Open with," select "Adobe Reader."



4. Click the “Change All” button.



Now all PDFs should open in Adobe Reader automatically.

### Additional Resources

Please visit [www.nbpts.org/national-board-certification/candidate-center/eportfolio-submission](http://www.nbpts.org/national-board-certification/candidate-center/eportfolio-submission) for other helpful resources, including technical guides, video tutorials, and Frequently Asked Questions.